



Verona Board of Education

Public Budget Hearing 2025-2026


April 29, 2025

Presented by:

Diane DiGiuseppe, Superintendent

Mr. Jorge Cruz, School Business Administrator

BUDGET TIMELINE



December 2024	Administrative team identifies 2025-2026 budgetary needs
January 2025	Building budgets submitted to Superintendent of Schools for review
February - April 2025	Board of Education Finance Committee meets to discuss budget requests
March 11, 2025	Board of Education Public Meeting adopts the tentative 2025-2026 school budget - <i>Approved by County Supt. on April 9, 2025</i>
April 29, 2025	Adoption of final public budget with Final Budget Presentation

Mission Statement



To empower our students to cultivate their intellectual curiosity and social responsibility.



Budgetary Goals



- Maintain class sizes within policy guidelines
- Provide Additional Programs for 2025-26:
 - Stage 2 schedule redesign at HBW to allow for intervention opportunities
 - Stage 1 schedule redesign at elementary schools to address equity in preparation periods across grades (MOA w/VEA)
 - Increase in teaching staff: elementary, world language & MLL (formerly called ESL)
 - Increase pay for bus drivers and paraprofessionals





Projected Increase in Revenue 2025-26

3.53% Inc. in Tax Levy	\$1,362,305
Proj. Inc. in Other Revenues	283,310
Est. Inc. in State Aid	<u>173,902</u>

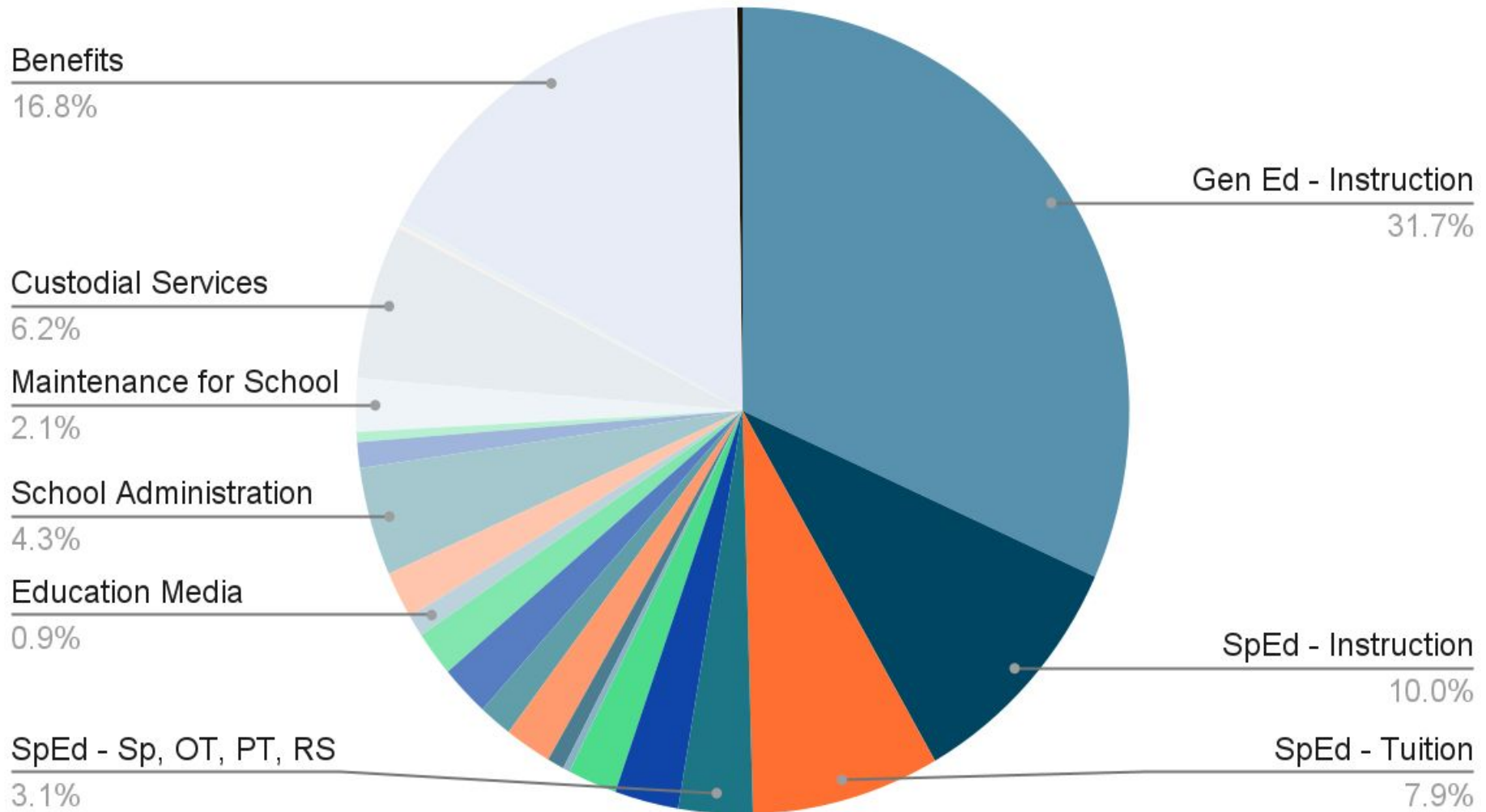
Total Est. Inc. in Revenue	\$1,819,517
Excess Surplus (FY24 Fund Bal)	<u>913,988</u>
Est. Revenue	\$2,733,505

Revenue Comparison

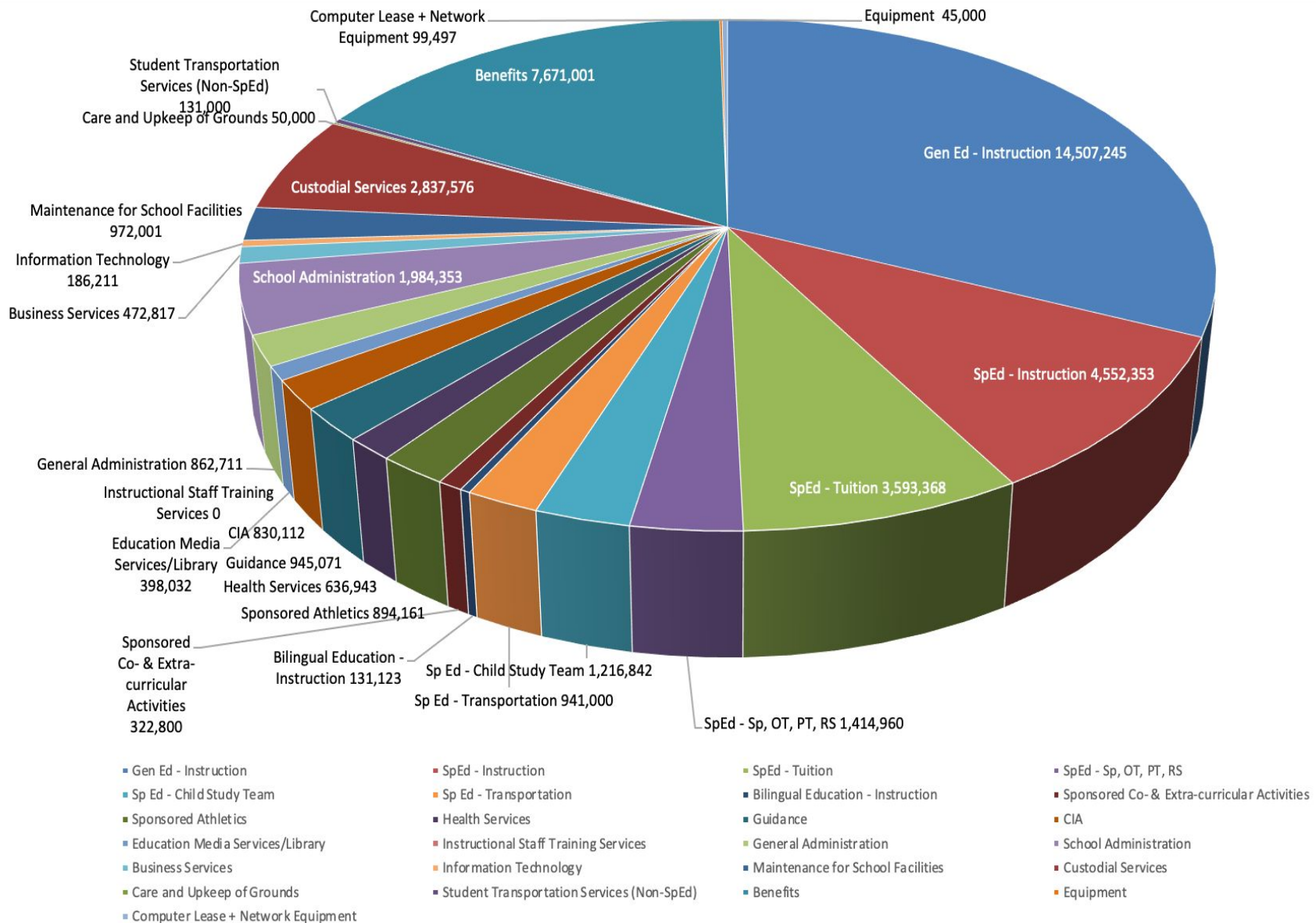
REVENUE SOURCE	2023-2024 ADOPTED	2024-2025 ADOPTED	2025-2026 BUDGETED	1 YEAR CHANGE	1 YEAR % CHANGE
TAX LEVY	\$37,374,215	\$38,398,337	\$39,367,573	\$969,236	2.52%
BANKED CAP / HEALTH	\$271,213	\$197,323	\$590,392	\$393,069	199.20%
STATE AID	\$2,601,365	\$2,898,360	\$3,072,262	\$173,902	6.00%
EX AID	\$668,500	\$1,000,000	\$1,200,000	\$200,000	20.00%
SEMI		\$18,652	\$3,215	(\$15,437)	-82.76%
TUITION REVENUE	\$110,000	\$140,000	\$140,000	\$0	0%
MISC. & INT. REVENUE	\$240,000	\$310,000	\$408,747	\$98,747	31.85%
BUDGETED FUND BALANCE	\$903,334	\$1,480,087	\$913,988	(\$566,099)	-38.25%
TOTAL	\$42,168,627	\$44,442,759	\$45,696,177	\$1,253,418	2.82%

2025-2026 PROPOSED EXPENDITURES

FY26 Total Expenditures: \$45,696,177



2025-2026 PROPOSED EXPENDITURES



EXPENDITURES 3-Yr Trend

Categories	FY24	FY25	FY26
Gen Ed - Instruction	\$13,790,620	\$14,540,067	\$14,507,245
SpEd - Instruction	\$3,962,231	\$4,188,377	\$4,552,353
SpEd - Tuition	\$3,304,843	\$3,587,069	\$3,593,368
SpEd - Sp, OT, PT, RS	\$1,511,832	\$1,396,711	\$1,414,960
Sp Ed - Child Study Team	\$1,359,503	\$1,255,451	\$1,216,842
Sp Ed - Transportation	\$697,000	\$789,500	\$941,000
Bilingual Education - Instruction	\$46,440	\$79,024	\$131,123
Sponsored Co- & Extra-curricular Activities	\$304,400	\$336,500	\$322,800
Sponsored Athletics	\$851,813	\$881,671	\$894,161
Health Services	\$500,918	\$582,712	\$636,943
Guidance	\$810,602	\$894,136	\$945,071
CIA	\$752,393	\$923,248	\$830,112
Education Media Services/Library	\$376,765	\$391,308	\$398,032
Instructional Staff Training Services	\$20,000	\$20,000	\$0
General Administration	\$828,560	\$844,691	\$862,711
School Administration	\$1,874,210	\$1,919,105	\$1,984,353
Business Services	\$430,085	\$439,134	\$472,817
Information Technology	\$256,141	\$182,578	\$186,211
Maintenance for School Facilities	\$875,375	\$941,669	\$972,001
Custodial Services	\$2,619,546	\$2,765,316	\$2,837,576
Care and Upkeep of Grounds	\$70,000	\$60,000	\$50,000
Student Transportation Services (Non-SpEd)	\$120,000	\$127,000	\$131,000
Benefits	\$6,588,182	\$7,018,550	\$7,671,001
Equipment	\$76,377	\$100,535	\$45,000
Computer Lease + Network Equipment	\$140,791	\$178,407	\$99,497
	\$42,168,627	\$44,442,759	\$45,696,177

Expenditure Comparison

	2023-2024 ADOPTED	2024-2025 ADOPTED	2025-2026 BUDGETED	1 YEAR CHANGE
SALARIES	\$20,793,859	\$21,308,144	\$21,373,203	0.31%
BENEFITS	\$6,588,182	\$7,018,550	\$7,671,001	9.30%
SPECIAL EDUCATION (Salaries & Programs)	\$10,138,409	\$11,217,108	\$11,718,523	4.28%
GENERAL SERVICES - INSTRUCTION (regular classroom, co-curricular & athletics)	\$1,050,114	\$1,967,445	\$2,090,613	6.26%
GENERAL SERVICES - SUPPORT (professional development, curriculum writing, custodial and maintenance supplies, leases, etc.)	\$3,598,063	\$2,931,512	\$2,842,837	-3.02%
TOTAL	\$42,168,627	\$44,442,759	\$45,696,177	2.82%

2025-2026 CURRICULUM AND INSTRUCTION INITIATIVES

- Professional learning with K-4 teachers focusing on literacy
 - Review elementary literacy programs to support 2025 NJSLs
- Professional learning with K-8, Algebra I, Geometry and Algebra II to support Singapore Math Programs (*Dimensions* K-5 and *Amplify* in grades 6-11.)
- Support new social studies series K-4, History Alive, in year 3 of implementation
- Support inquiry-based science K-8 STC Curriculum
- Year 3 of Language Essentials for Teachers of Reading and Spelling (LETRS) training
- Administer MAP Growth Assessments in math and reading to students in grades 1-8, and Algebra 1 at VHS.
- Curriculum writing - update curricula according to the 5-year cycle

2025-2026 CURRICULUM AND INSTRUCTION INITIATIVES

- Full Year Pilot - The Positivity Project Character Education at HBW
- District-wide Professional Development
 - Taxonomy of the Standards (Year 2)
 - Working in Professional Learning Communities
 - Focused Teacher Instructional and Evaluation Model
 - Differentiating Instruction
 - Multi-Tiered System of Supports/Response to Intervention
 - Diversity, Equity, Inclusion and Belonging

SPECIAL SERVICES 2025-2026 PLANS

PROGRAM CONTINUITY	ADDITIONAL SERVICES	INITIATIVES
<ul style="list-style-type: none"> • Language Sensory Social Program (LSS) (PreK-8) • Learning Language Disability Program (LLD) (PreK-12) • Resource Room Replacement (RR) (2-12) • Supplemental Instruction Push in and Pull out (SI) (PreK -4) • In Class Instruction (ICI) (3-12 as needed) • Supplemental Aides and Services (PreK-12) • Extended School Year (ESY) (PreK-12) 	<ul style="list-style-type: none"> • Related Services (PreK-12) <ul style="list-style-type: none"> • Speech/Language • Counseling • OT • PT • 1.5 FTE District Behavior Analyst • Elementary Academic Success and Engagement Program - ASE Counselor • Professional Development to support District's initiatives & programs • Sensory Rooms • CarePlus NJ Therapeutic Services (5-12) • Purchases of supplies and materials for instructional purposes 	<p>Development of VHS LLD Life Skills Program</p> <p>Increase ICI in grade 4</p> <p>Additional staff member based upon department needs</p> <p>Paraprofessional and Registered Behavior Technician Monitoring and Training</p>

COMPARABLE DISTRICTS

(Based on most recent update on State data website Taxpayers Guide to Education Spending 2024)

SCHOOL DISTRICTS	BUDGETARY PER PUPIL COST	CLASSROOM SUPPLIES	EXTRA-CURRICULAR	AVERAGE PROPERTY TAXES
BERKELEY HEIGHTS TWP	\$21,718	\$135	\$766	\$13,671
CALDWELL-WEST CALDWELL	\$20,321	\$475	\$750	\$12,922
GLEN RIDGE BORO	\$19,039	\$547	\$658	\$22,985
KINNELON BORO	\$23,675	\$254	\$847	\$16,860
MADISON BORO	\$19,832	\$390	\$669	\$14,956
MAHWAH TWP	\$22,577	\$345	\$683	\$9,945
NEW PROVIDENCE	\$18,400	\$590	\$637	\$15,878
RAMSEY BORO	\$26,916	\$503	\$770	\$15,093
VERONA BORO	\$17,212	\$275	\$632	\$13,407

Tax Levy Increase

Fund	2023-2024	2024-2025	2025-2026	1-Yr Change
General Fund	\$37,645,428	\$38,595,660	\$39,957,965	\$1,362,305
Debt Service	\$3,818,579	\$3,824,183	\$3,818,299	(\$5,884)
Total	\$41,464,007	\$42,419,843	\$43,776,264	\$1,356,421

Estimated Impact on Homeowners

Town Total Value	2025 Budget Tax Levy	Rate	Avg. Home	School Taxes on Avg. Home	Increase Over Prior Fiscal Year
\$2,399,591,100	\$43,776,264	0.01824	\$434,575	\$7,928.05	\$277.78

Avg. Homeowner Impact
2% Tax Levy Impact Avg: \$170.86
3.53% Tax Levy Impact Avg: \$277.78

BUDGET FACTS

- The general fund tax levy increase is 3.53% compared to prior year
- Tax increase is approximately \$277.78 per household
- The 2025 average assessed home is \$434,575
- The average school tax paid by residents last year was \$7,650
- Tax rates per \$100 of assessed valuation is \$1.82 for schools

Questions

